

# Linear actuator

## MAGDRIVE

### Features

- Very slender
- Quiet
- High push force

### Description

The Magdrive is a very slender and robust DC actuator, characterized by its special gear technology that ensures extremely quiet operation. The standard version includes a safety nut and limit switches. Magdrive actuators are equipped with a fixed motor cable with a DIN8 plug or optionally with a jack plug. As standard, the actuators have protection class IPX0, but as an optional extra, can also be supplied with IPX4S. Due to its robust and slender design Magdrive can be used in various industrial, medical or building applications (indoor), especially for inline constructions. The Magdrive is compatible with all SKF DC linear actuators and DC Telemag pillars.

### Installation

The actuator is secured to the front and rear attachment points by means of bolts. It is important to ensure that the load which is to be moved is centrally positioned on the push tube. No lateral forces should act on the push tube

whatever the orientation and the actuator must not be installed off-centre. Ensure that the operating manual is carefully studied and complied with when installing and operating the actuator. Consult the manufacturer before using the actuator for any operation not covered by the operating manual. The safety of applications that could involve any risk of personal injury is the responsibility of the user.

### Electrical connection

There are various SKF control units available to operate the Magdrive (see Accessories).

### Maintenance

The Magdrive requires no maintenance during its service life. The expected service life depends on the particular type of actuator and the application in question. In this regard, users must conduct their own tests. Faulty actuators may only be opened at our factory.

### Options

- Emergency lowering
- Electrical anti-pinching protection
- Protection class IPX4S
- 2 hall encoder



### Accessories

Control boxes: MCU, BCU, SCU, VCU  
 Operating units: EHA, STF, STA, STJ  
 Distributor box: ZVB

### Reference standards

- IEC 60601-1
- UL 60601-1

### Further information

Operating manual L5311,2590EN

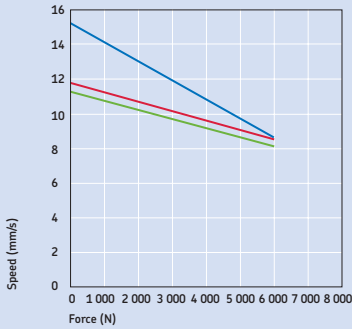
For options and accessories see separate datasheets.

Technical data:	Unit	MD22/MD24	MD23/MD25
Push force	N	6 000	6 000
Pull force	N	200* (static only)	6 000
Speed	mm/s	8,5-15	8,5-15
Stroke	mm	50-700	50-700
Voltage	VDC	24	24
Current consumption	A	7 (at 6 000 N)	7 (at 6 000 N)
Duty cycle on/off	Int.	1 min./9 min.	1 min./9 min.
Ambient temperature	°C	+10 to +40	+10 to +40
Protection class	IP	X0/X4S	X0/X4S
Weight	kg	5	5
Colour	RAL	Colourless anodized	Colourless anodized

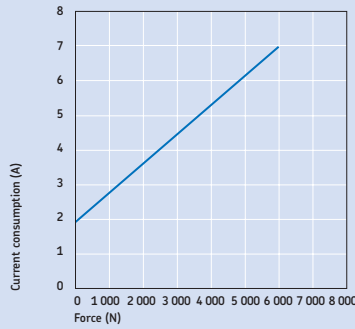
All data stated as at room temperature  
 \* For transportation purposes the actuator may be loaded with max. 200 N



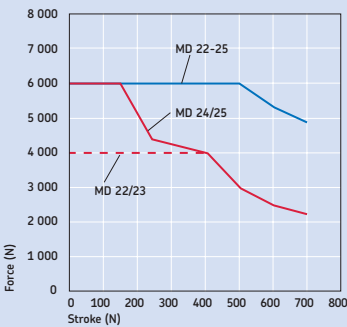
Linear actuator MAGDRIVE



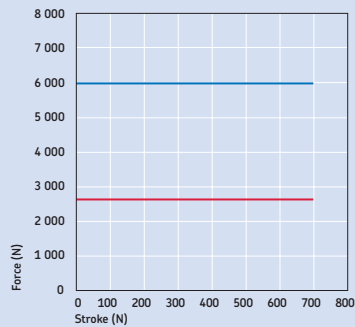
**Speed force diagram**  
 — BCU  
 — 24 V stable  
 — MCU



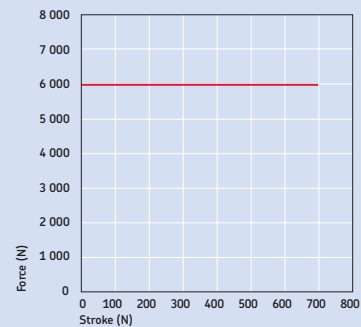
**Current force diagram 24 V stable**



**Push force diagram**  
 — Safety factor s=2  
 — Safety factor according UL60601-1, IEC60601-1  
 - - - Safety factor according UL60601-1, IEC60601-1



**Pull force diagram MD23**  
 — Safety factor s=4  
 — Safety factor according UL60601-1, IEC60601-1



**Pull force diagram MD25 (6 000 N)**  
 — Safety factor according UL60601-1, IEC60601-1

