

TECHNICAL REFERENCE

SLIDE GUIDE

BALL SPLINE
ROTARY BALL SPLINE

TOPBALL® PRODUCTS

SLIDE BUSH

SLIDE UNIT

STROKE BUSH
SLIDE ROTARY BUSH

SLIDE SHAFT

SLIDE WAY
SLIDE TABLE
GONIO WAY

ACTUATOR

SLIDE SCREW

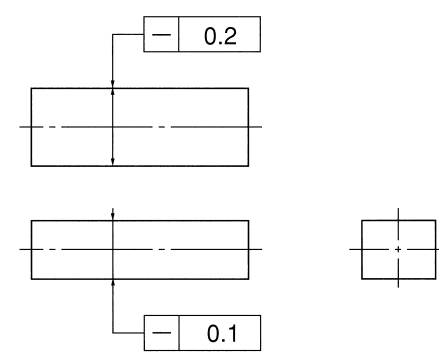
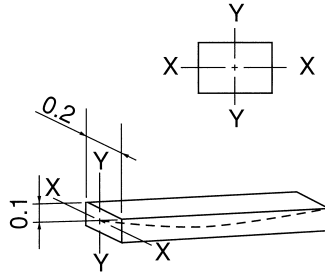
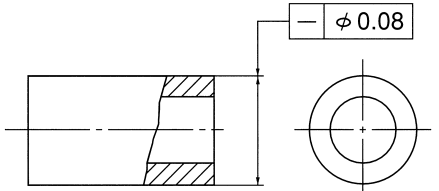
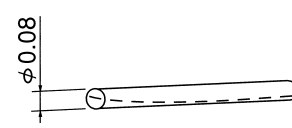
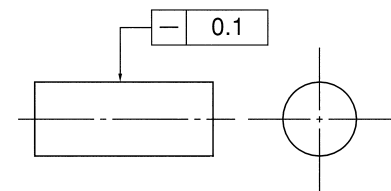
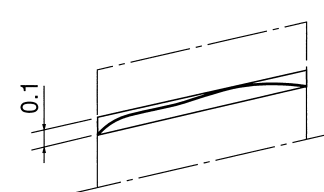
Tech-1



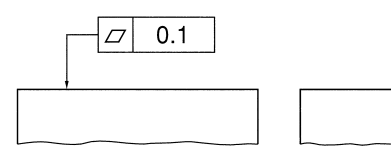
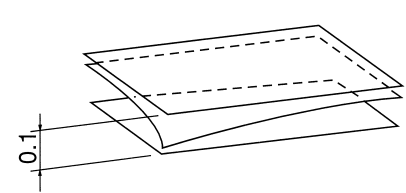
DEFINITIONS AND INDICATIONS OF GEOMETRICAL DEVIATIONS

INDICATIONS OF GEOMETRICAL TOLERANCES ON DRAWINGS

STRAIGHTNESS Straightness indicates the degree of deviation of a straight portion from the geometrical straight line.

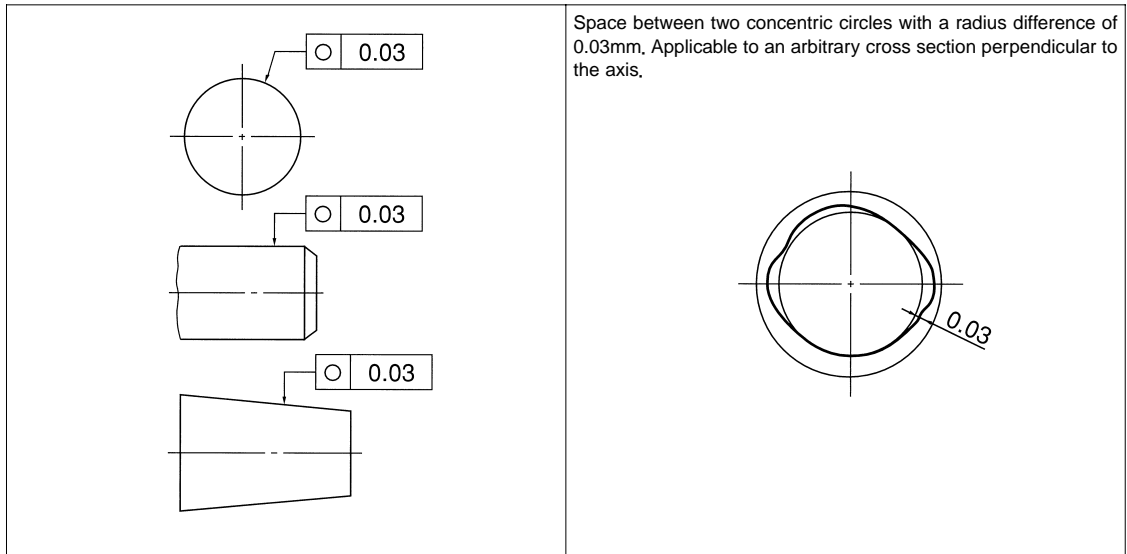
<p>Straightness of two directions perpendicular to each other (Axis of a rectangular parallelepiped)</p> 	<p>Space inside the prism enclosed by two pairs of parallel planes with intervals of 0.2 mm and 0.1 mm in the directions of indicated arrows</p> 
<p>Straightness with no direction defined (Axis of a cylinder)</p> 	<p>Space inside a cylinder with a diameter of 0.08 mm</p> 
<p>Straightness of a surface element (Generatrix of a cylinder)</p> 	<p>Space between a pair of parallel straight lines with an interval of 0.1 mm on an arbitrary plane including an axis</p> 

FLATNESS Flatness indicates the degree of deviation of a flat portion from the geometrical plane

<p>General flatness</p> 	<p>Space between a pair of parallel planes with an interval of 0.1 mm</p> 
-------------------------------------------------------------------------------------------------------------	----------------------------------------------------------------------------------------------------------------------------------------------------------------

ROUNDNESS


Roundness indicates the degree of deviation of a round portion from the geometrical circle.



Space between two concentric circles with a radius difference of 0.03mm. Applicable to an arbitrary cross section perpendicular to the axis.

CYLINDRICITY

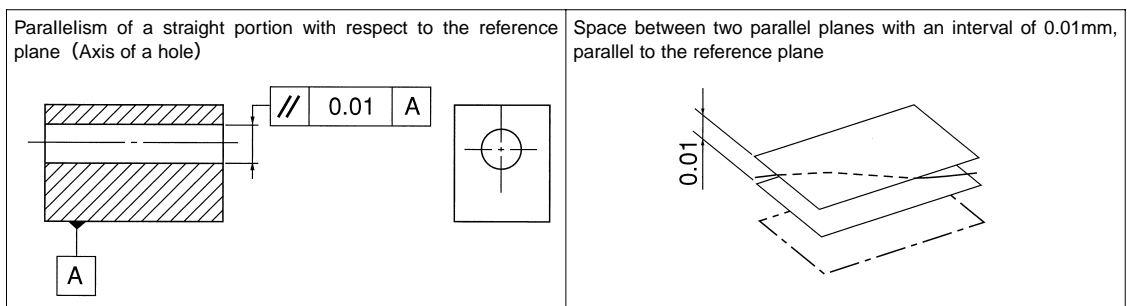
Cylindricity indicates the degree of deviation of a cylindrical portion from the geometrical cylindrical surface.



Space between two concentric cylinders with a radius difference of 0.1 mm

PARALLELISM

Parallelism assumes a combination of two straight portions, a straight portion and a flat portion, or two flat portions which must be parallel to each other. Parallelism indicates, with one of the two portions as a reference, the degree of deviation of the other straight or flat portion from the geometrical straight line or plane parallel to the reference straight line or plane.



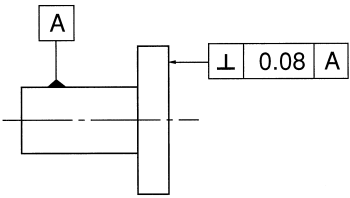
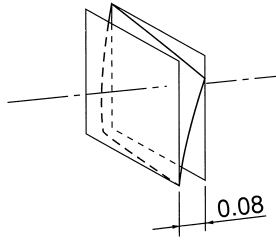
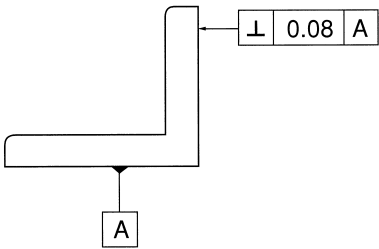
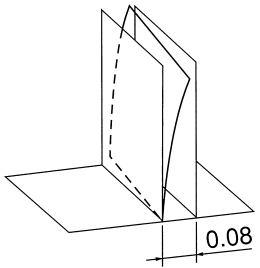
Parallelism of a straight portion with respect to the reference plane (Axis of a hole)

Space between two parallel planes with an interval of 0.01mm, parallel to the reference plane



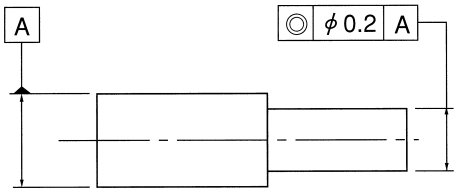
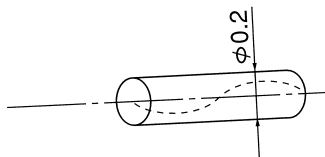
SQUARENESS

Squareness assumes a combination of two straight portions, a straight portion and a flat portion, or two flat portions which must be perpendicular to each other. Squareness indicates, with one of the two portions as a reference, the degree of deviation of the other straight or flat portion from the geometrical straight line or plane perpendicular to the reference straight line or plane.

<p>Squareness of a flat portion with respect to the reference straight line (with the axis of a cylinder as a reference)</p> 	<p>Space between two parallel planes with an interval of 0.08 mm, perpendicular to the reference straight line</p> 
<p>Squareness of a flat portion with respect to the reference plane</p> 	<p>Space between two parallel planes with an interval of 0.08 mm, perpendicular to the reference plane</p> 

CONCENTRICITY

Concentricity indicate the degree of deviation from the axis which must be on the same straight line as the reference axis.

<p>Concentricity of a cylindrical portion</p> 	<p>Space inside a cylinder with a diameter of 0.2 mm, concentric with the reference axis</p> 
-----------------------------------------------------------------------------------------------------------------------------------	------------------------------------------------------------------------------------------------------------------------------------------------------------------------------------

Hardness conversion table

Rockwell C scale hardness HRC (load 150 kg)	Vickers Hardness HV	Brinell hardness HB		Rockwell hardness		Shore hardness HS
		standard sphere	tungsten sphere	HRA A scale load 60 kg Barle pressure point	HRB B scale load 100 kg 1/16-inch-diameter sphere	
68	940	-	-	85.6	-	97
67	900	-	-	85.0	-	95
66	865	-	-	84.5	-	92
65	832	-	739	83.9	-	91
64	800	-	722	83.4	-	88
63	772	-	705	82.8	-	87
62	746	-	688	82.3	-	85
61	720	-	670	81.8	-	83
60	697	-	654	81.2	-	81
59	674	-	634	80.7	-	80
58	653	-	615	80.1	-	78
57	633	-	595	79.6	-	76
56	613	-	577	79.0	-	75
55	595	-	560	78.5	-	74
54	577	-	543	78.0	-	72
53	560	-	525	77.4	-	71
52	544	500	512	76.8	-	69
51	528	487	496	76.3	-	68
50	513	475	481	75.9	-	67
49	498	464	469	75.2	-	66
48	484	451	455	74.7	-	64
47	471	442	443	74.1	-	63
46	458	432	432	73.6	-	62
45	446	421	421	73.1	-	60
44	434	409	409	72.5	-	58
43	423	400	400	72.0	-	57
42	412	390	390	71.5	-	56
41	402	381	381	70.9	-	55
40	392	371	371	70.4	-	54
39	382	362	362	69.9	-	52
38	372	353	353	69.4	-	51
37	363	344	344	68.9	-	50
36	354	336	336	68.4	(109.0)	49
35	345	327	327	67.9	(108.5)	48
34	336	319	319	67.4	(108.0)	47
33	327	311	311	66.8	(107.5)	46
32	318	301	301	66.3	(107.0)	44
31	310	294	294	65.8	(106.0)	43
30	302	286	286	65.3	(105.5)	42
29	294	279	279	64.7	(104.5)	41
28	286	271	271	64.3	(104.0)	41
27	279	264	264	63.8	(103.0)	40
26	272	258	258	63.3	(102.5)	38
25	266	253	253	62.8	(101.5)	38
24	260	247	247	62.4	(101.0)	37
23	254	243	243	62.0	100.0	36
22	248	237	237	61.5	99.0	35
21	243	231	231	61.0	98.5	35
20	238	226	226	60.5	97.8	34
(18)	230	219	219	-	96.7	33
(16)	222	212	212	-	95.5	32
(14)	213	203	203	-	93.9	31
(12)	204	194	194	-	92.3	29
(10)	196	187	187	-	90.7	28
(8)	188	179	179	-	89.5	27
(6)	180	171	171	-	87.1	26
(4)	173	165	165	-	85.5	25
(2)	166	158	158	-	83.5	24
(0)	160	152	152	-	81.7	24

SLIDE GUIDE
BALL SPLINE
ROTARY BALL SPLINE
TOPBALL® PRODUCTS
SLIDE BUSH
SLIDE UNIT
STROKE BUSH
SLIDE ROTARY BUSH
SLIDE SHAFT
SLIDE WAY
SLIDE TABLE
GONIO WAY
ACTUATOR
SLIDE SCREW



shaft dimensional tolerance

diameter category mm	a13		c12		d6		e6		f5		f6		g5		g6		h5		h6		h7		h8		h9		h10		
	greater than	or less	upper	lower	upper	lower	upper	lower	upper	lower	upper	lower	upper	lower	upper	lower	upper	lower	upper	lower	upper	lower	upper	lower	upper	lower	upper	lower	
3	6	-270	-450	-70	-190	-30	-38	-20	-28	-10	-15	-10	-18	-4	-9	-4	-12	0	-5	0	-8	0	-12	0	-18	0	-30	0	-48
6	10	-280	-500	-80	-230	-40	-49	-25	-34	-13	-19	-13	-22	-5	-11	-5	-14	0	-6	0	-9	0	-15	0	-22	0	-36	0	-58
10	14	-290	-560	-95	-275	-50	-61	-32	-43	-16	-24	-16	-27	-6	-14	-6	-17	0	-8	0	-11	0	-18	0	-27	0	-43	0	-70
14	18	-300	-630	-110	-320	-65	-78	-40	-53	-20	-29	-20	-33	-7	-16	-7	-20	0	-9	0	-13	0	-21	0	-33	0	-52	0	-84
18	24	-310	-700	-120	-370	-80	-96	-50	-66	-25	-36	-25	-41	-9	-20	-9	-25	0	-11	0	-16	0	-25	0	-39	0	-62	0	-100
24	30	-320	-710	-130	-380	-80	-96	-50	-66	-25	-36	-25	-41	-9	-20	-9	-25	0	-11	0	-16	0	-25	0	-39	0	-62	0	-100
30	40	-340	-800	-140	-440	-100	-119	-60	-79	-30	-43	-30	-49	-10	-23	-10	-29	0	-13	0	-19	0	-30	0	-46	0	-74	0	-120
40	50	-360	-820	-150	-450	-100	-119	-60	-79	-30	-43	-30	-49	-10	-23	-10	-29	0	-13	0	-19	0	-30	0	-46	0	-74	0	-120
50	65	-380	-920	-170	-520	-120	-142	-72	-94	-36	-51	-36	-58	-12	-27	-12	-34	0	-15	0	-22	0	-35	0	-54	0	-87	0	-140
65	80	-410	-950	-180	-530	-120	-142	-72	-94	-36	-51	-36	-58	-12	-27	-12	-34	0	-15	0	-22	0	-35	0	-54	0	-87	0	-140
80	100	-460	-1090	-200	-600	-145	-170	-85	-110	-43	-61	-43	-68	-14	-32	-14	-39	0	-18	0	-25	0	-40	0	-63	0	-100	0	-160
100	120	-460	-1090	-200	-600	-145	-170	-85	-110	-43	-61	-43	-68	-14	-32	-14	-39	0	-18	0	-25	0	-40	0	-63	0	-100	0	-160
120	140	-460	-1090	-200	-600	-145	-170	-85	-110	-43	-61	-43	-68	-14	-32	-14	-39	0	-18	0	-25	0	-40	0	-63	0	-100	0	-160
140	160	-460	-1090	-200	-600	-145	-170	-85	-110	-43	-61	-43	-68	-14	-32	-14	-39	0	-18	0	-25	0	-40	0	-63	0	-100	0	-160
160	180	-460	-1090	-200	-600	-145	-170	-85	-110	-43	-61	-43	-68	-14	-32	-14	-39	0	-18	0	-25	0	-40	0	-63	0	-100	0	-160
180	200	-660	-1380	-240	-700	-170	-199	-100	-129	-50	-70	-50	-79	-15	-35	-15	-44	0	-20	0	-29	0	-46	0	-72	0	-115	0	-185
200	225	-740	-1460	-260	-720	-170	-199	-100	-129	-50	-70	-50	-79	-15	-35	-15	-44	0	-20	0	-29	0	-46	0	-72	0	-115	0	-185
225	250	-820	-1540	-280	-740	-170	-199	-100	-129	-50	-70	-50	-79	-15	-35	-15	-44	0	-20	0	-29	0	-46	0	-72	0	-115	0	-185
250	280	-920	-1730	-300	-820	-190	-222	-110	-142	-56	-79	-56	-88	-17	-40	-17	-49	0	-23	0	-32	0	-52	0	-81	0	-130	0	-210
280	315	-1050	-1860	-330	-850	-190	-222	-110	-142	-56	-79	-56	-88	-17	-40	-17	-49	0	-23	0	-32	0	-52	0	-81	0	-130	0	-210
315	355	-1200	-2090	-360	-930	-210	-246	-125	-161	-62	-87	-62	-98	-18	-43	-18	-54	0	-25	0	-36	0	-57	0	-89	0	-140	0	-230
355	400	-1350	-2240	-400	-970	-210	-246	-125	-161	-62	-87	-62	-98	-18	-43	-18	-54	0	-25	0	-36	0	-57	0	-89	0	-140	0	-230
400	450	-1500	-2470	-440	-1070	-230	-270	-135	-175	-68	-95	-68	-108	-20	-47	-20	-60	0	-27	0	-40	0	-63	0	-97	0	-155	0	-250
450	500	-1650	-2620	-480	-1110	-230	-270	-135	-175	-68	-95	-68	-108	-20	-47	-20	-60	0	-27	0	-40	0	-63	0	-97	0	-155	0	-250

housing bore dimensional tolerance

diameter category mm	E10		E11		F6		F7		F8		G6		G7		H5		H6		H7		H8		H9		H10		
	greater than	or less	upper	lower	upper	lower	upper	lower	upper	lower	upper	lower	upper	lower	upper	lower	upper	lower	upper	lower	upper	lower	upper	lower	upper	lower	
3	6	+68	+20	+95	+20	+18	+10	+22	+10	+28	+10	+12	+4	+16	+4	+5	0	+8	0	+12	0	+18	0	+30	0	+48	0
6	10	+83	+25	+115	+25	+22	+13	+28	+13	+35	+13	+14	+5	+20	+5	+6	0	+9	0	+15	0	+22	0	+36	0	+58	0
10	14	+102	+32	+142	+32	+27	+16	+34	+16	+43	+16	+17	+6	+24	+6	+8	0	+11	0	+18	0	+27	0	+43	0	+70	0
14	18	+124	+40	+170	+40	+33	+20	+41	+20	+53	+20	+20	+7	+28	+7	+9	0	+13	0	+21	0	+33	0	+52	0	+84	0
18	24	+124	+40	+170	+40	+33	+20	+41	+20	+53	+20	+20	+7	+28	+7	+9	0	+13	0	+21	0	+33	0	+52	0	+84	0
24	30	+150	+50	+210	+50	+41	+25	+50	+25	+64	+25	+25	+9	+34	+9	+11	0	+16	0	+25	0	+39	0	+62	0	+100	0
30	40	+150	+50	+210	+50	+41	+25	+50	+25	+64	+25	+25	+9	+34	+9	+11	0	+16	0	+25	0	+39	0	+62	0	+100	0
40	50	+180	+60	+250	+60	+49	+30	+60	+30	+76	+30	+29	+10	+40	+10	+13	0	+19	0	+30	0	+46	0	+74	0	+120	0
50	65	+180	+60	+250	+60	+49	+30	+60	+30	+76	+30	+29	+10	+40	+10	+13	0	+19	0	+30	0	+46	0	+74	0	+120	0
65	80	+212	+72	+292	+72	+58	+36	+71	+36	+90	+36	+34	+12	+47	+12	+15	0	+22	0	+35	0	+54	0	+87	0	+140	0
80	100	+212	+72	+292	+72	+58	+36	+71	+36	+90	+36	+34	+12	+47	+12	+15	0	+22	0	+35	0	+54	0	+87	0	+140	0
100	120	+245	+85	+335	+85	+68	+43	+83	+43	+106	+43	+39	+14	+54	+14	+18	0	+25	0	+40	0	+63	0	+100	0	+160	0
120	140	+245	+85	+335	+85	+68	+43	+83	+43	+106	+43	+39	+14	+54	+14	+18	0	+25	0	+40	0	+63	0	+100	0	+160	0
140	160	+245	+85	+335	+85	+68	+43	+83	+43	+106	+43	+39	+14	+54	+14	+18	0	+25	0	+40	0	+63	0	+100	0	+160	0
160	180	+245	+85	+335	+85	+68	+43	+83	+43	+106	+43	+39	+14	+54	+14	+18	0	+25	0	+40	0	+63	0	+100	0	+160	0
180	200	+285	+100	+390	+100	+79	+50	+96	+50	+122	+50	+44	+15	+61	+15	+20	0	+29	0	+46	0	+72	0	+115	0	+185	0
200	225	+285	+100	+390	+100	+79	+50	+96	+50	+122	+50	+44	+15	+61	+15	+20	0	+29	0	+46	0	+72	0	+115	0	+185	0
225	250	+285	+100	+390	+100	+79	+50	+96	+50	+122	+50	+44	+15	+61	+15	+20	0	+29	0	+46	0	+72	0	+115	0	+185	0
250	280	+320	+110	+430	+110	+88	+56	+108	+56	+137	+56	+49	+17	+69	+17	+23	0	+32	0	+52	0	+81	0	+130	0	+210	0
280	315	+320	+110	+430	+110	+88	+56	+108	+56	+137	+56	+49	+17	+69	+17	+23	0	+32	0	+52	0	+81	0	+130	0	+210	0
315	355	+355	+125	+485	+125	+98	+62	+119	+62	+151	+62	+54	+18	+75	+18	+25	0	+36	0	+57	0	+89	0	+140	0	+230	0
355	400	+355	+125	+485	+125	+98	+62	+119	+62	+151	+62	+54	+18	+75	+18	+25	0	+36	0	+57	0	+89	0	+140	0	+230	0
400	450	+385	+135	+535	+135	+108	+68	+131	+68	+165	+68	+60	+20	+83	+20	+27	0	+40	0	+63	0	+97	0	+155	0	+250	0
450	500	+385	+135	+535	+135																						

js5		js6		j5		j6		k5		k6		m5		m6		n5		n6		p5		p6		r6		r7		diameter category mm	
upper	lower	upper	lower	upper	lower	upper	lower	upper	lower	upper	lower	upper	lower	upper	lower	upper	lower	upper	lower	upper	lower	upper	lower	upper	lower	upper	lower	greater than	or less
± 2.5		± 4		+ 3 - 2		+ 6 - 2		+ 6 + 1		+ 9 + 1		+ 9 + 4		+12 + 4		+13 + 8		+16 + 8		+17 +12		+ 20 + 12		+ 23 + 15		+ 27 + 15	3	6	
± 3		± 4.5		+ 4 - 2		+ 7 - 2		+ 7 + 1		+10 + 1		+12 + 6		+15 + 6		+16 +10		+19 +10		+21 +15		+ 24 + 15		+ 28 + 19		+ 34 + 19	6	10	
± 4		± 5.5		+ 5 - 3		+ 8 - 3		+ 9 + 1		+12 + 1		+15 + 7		+18 + 7		+20 +12		+23 +12		+26 +18		+ 29 + 18		+ 34 + 23		+ 41 + 23	10 14	14 18	
± 4.5		± 6.5		+ 5 - 4		+ 9 - 4		+11 + 2		+15 + 2		+17 + 8		+21 + 8		+24 +15		+28 +15		+31 +22		+ 35 + 22		+ 41 + 28		+ 49 + 28	18 24	24 30	
± 5.5		± 8		+ 6 - 5		+11 - 5		+13 + 2		+18 + 2		+20 + 9		+25 + 9		+28 +17		+33 +17		+37 +26		+ 42 + 26		+ 50 + 34		+ 59 + 34	30 40	40 50	
± 6.5		± 9.5		+ 6 - 7		+12 - 7		+15 + 2		+21 + 2		+24 +11		+30 +11		+33 +20		+39 +20		+45 +32		+ 51 + 32		+ 60 + 41 + 62 + 43		+ 71 + 41 + 73 + 43	50 65	65 80	
± 7.5		±11		+ 6 - 9		+13 - 9		+18 + 3		+25 + 3		+28 +13		+35 +13		+38 +23		+45 +23		+52 +37		+ 59 + 37		+ 73 + 51 + 76 + 54		+ 86 + 51 + 89 + 54	80 100	100 120	
± 9		±12.5		+ 7 -11		+14 -11		+21 + 3		+28 + 3		+33 +15		+40 +15		+45 +27		+52 +27		+61 +43		+ 68 + 43		+ 88 + 63 + 90 + 65 + 93 + 68		+103 + 63 +105 + 65 +108 + 68	120 140 160	140 160 180	
±10		±14.5		+ 7 -13		+16 -13		+24 + 4		+33 + 4		+37 +17		+46 +17		+51 +31		+60 +31		+70 +50		+ 79 + 50		+106 + 77 +109 + 80 +113 + 84		+123 + 77 +126 + 80 +130 + 84	180 200 225	200 225 250	
±11.5		±16		+ 7 -16		+16 -16		+27 + 4		+36 + 4		+43 +20		+52 +20		+57 +34		+66 +34		+79 +56		+ 88 + 56		+126 + 94 +130 + 98		+146 + 94 +150 + 98	250 280	280 315	
±12.5		±18		+ 7 -18		+18 -18		+29 + 4		+40 + 4		+46 +21		+57 +21		+62 +37		+73 +37		+87 +62		+ 98 + 62		+144 +108 +150 +114		+165 +108 +171 +114	315 355	355 400	
±13.5		±20		+ 7 -20		+20 -20		+32 + 5		+45 + 5		+50 +23		+63 +23		+67 +40		+80 +40		+95 +68		+108 + 68		+166 +126 +172 +132		+189 +126 +195 +132	400 450	450 500	

JS6		JS7		J6		J7		K6		K7		M6		M7		N6		N7		P6		P7		R6		R7		diameter category mm	
upper	lower	upper	lower	upper	lower	upper	lower	upper	lower	upper	lower	upper	lower	upper	lower	upper	lower	upper	lower	upper	lower	upper	lower	upper	lower	upper	lower	greater than	or less
± 4		± 6		+ 5 - 3		+ 6 - 6		+ 2 - 6		+ 3 - 9		- 1 - 9		0 -12		- 5 -13		- 4 -16		- 9 -17		- 8 - 20		- 12 - 20		- 11 - 23	3	6	
± 4.5		± 7.5		+ 5 - 4		+ 8 - 7		+ 2 - 7		+ 5 -10		- 3 -12		0 -15		- 7 -16		- 4 -19		-12 -21		- 9 - 24		- 16 - 25		- 13 - 28	6	10	
± 5.5		± 9		+ 6 - 5		+10 - 8		+ 2 - 9		+ 6 -12		- 4 -15		0 -18		- 9 -20		- 5 -23		-15 -26		- 11 - 29		- 20 - 31		- 16 - 34	10 14	14 18	
± 6.5		±10.5		+ 8 - 5		+12 - 9		+ 2 -11		+ 6 -15		- 4 -17		0 -21		-11 -24		- 7 -28		-18 -31		- 14 - 35		- 24 - 37		- 20 - 41	18 24	24 30	
± 8		±12.5		+10 - 6		+14 -11		+ 3 -13		+ 7 -18		- 4 -20		0 -25		-12 -28		- 8 -33		-21 -37		- 17 - 42		- 29 - 45		- 25 - 50	30 40	40 50	
± 9.5		±15		+13 - 6		+18 -12		+ 4 -15		+ 9 -21		- 5 -24		0 -30		-14 -33		- 9 -39		-26 -45		- 21 - 51		- 35 - 54 - 37 - 56		- 30 - 60 - 32 - 62	50 65	65 80	
±11		±17.5		+16 - 6		+22 -13		+ 4 -18		+10 -25		- 6 -28		0 -35		-16 -38		-10 -45		-30 -52		- 24 - 59		- 44 - 66 - 47 - 69		- 38 - 73 - 41 - 76	80 100	100 120	
±12.5		±20		+18 - 7		+26 -14		+ 4 -21		+12 -28		- 8 -33		0 -40		-20 -45		-12 -52		-36 -61		- 28 - 68		- 56 - 81 - 58 - 83 - 61 - 86		- 48 - 88 - 50 - 90 - 53 - 93	120 140 160	140 160 180	
±14.5		±23		+22 - 7		+30 -16		+ 5 -24		+13 -33		- 8 -37		0 -46		-22 -51		-14 -60		-41 -70		- 33 - 79		- 68 - 97 - 71 -100 - 75 -104		- 60 -106 - 63 -109 - 67 -113	180 200 225	200 225 250	
±16		±26		+25 - 7		+36 -16		+ 5 -27		+16 -36		- 9 -41		0 -52		-25 -57		-14 -66		-47 -79		- 36 - 88		- 85 -117 - 89 -121		- 74 -126 - 78 -130	250 280	280 315	
±18		±28.5		+29 - 7		+39 -18		+ 7 -29		+17 -40		-10 -46		0 -57		-26 -62		-16 -73		-51 -87		- 41 - 98		- 97 -133 -103 -139		- 87 -144 - 93 -150	315 355	355 400	
±20		±31.5		+33 - 7		+43 -20		+ 8 -32		+18 -45		-10 -50		0 -63		-27 -67		-17 -80		-55 -95		- 45 -108		-113 -153 -119 -159		-103 -166 -109 -172	400 450	450 500	